

## Schoology Mobile App

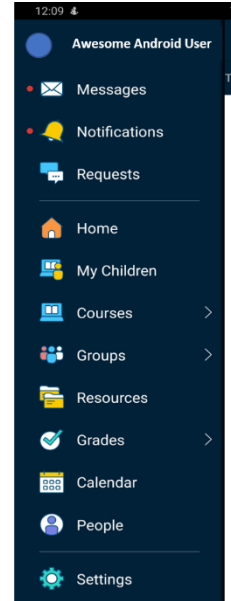
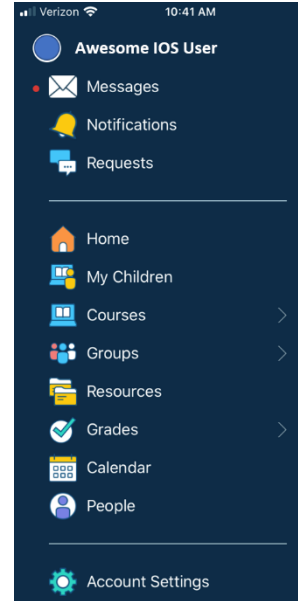
### Applications for Students and Parents



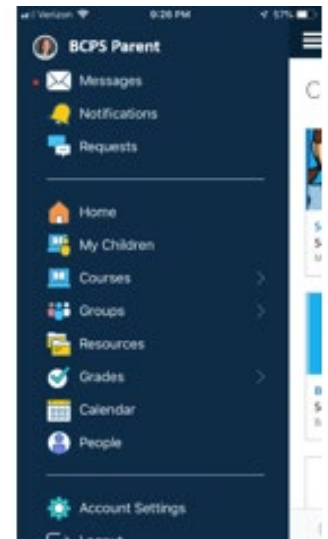

The main menu in the Schoology Mobile App allows users to access everything they need. Using the three lines in the top left-hand corner, users can access the main drop-down menu. From here users can access messages, notifications, courses, groups, grades, and more.



#### Applications for Students



The mobile app can be helpful to students that need quick access on the go. Students can use the app to quickly pop in to check messages, notifications, or course updates. The mobile app can also be helpful to students when submitting assignments. If students are asked to submit a photo of their work, they can easily pull photos from the camera roll of the device to attach to Schoology assignments. The mobile app is also great for adding media to Schoology media albums as it makes it easy for students to directly access and add images stored on their phone.



#### Applications for Parents

The mobile app is a great way for parents to quickly view and access Schoology to view student accounts. Parents must be connected to their students in BCPS One to have access to their students in Schoology. Parents can easily toggle to view student accounts using the My Children option in the main menu.

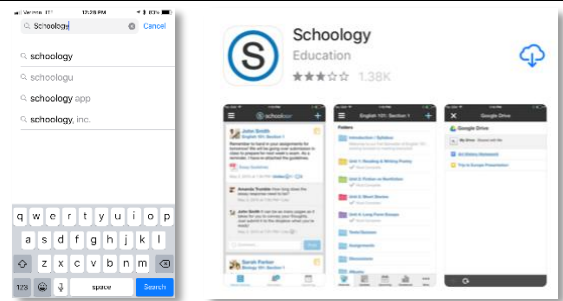
## Getting Started with the Schoology Mobile App

Schoology has a mobile app that allows users to access Schoology on the go. The mobile app can be downloaded for Android and iOS devices to provide users with quick and easy access to many of Schoology's features.

### Schoology Mobile App for iOS Devices

#### Step One

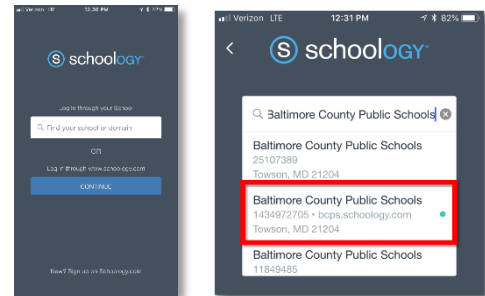
Search for and download the Schoology App from the App Store.



#### Step Two

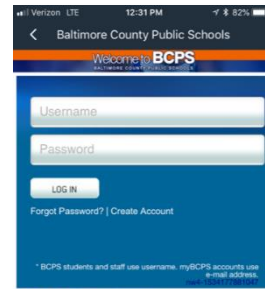
Type **Baltimore County Public Schools** in to the *Log in Through Your School* box and click **Continue**.

You will see three options for Baltimore County Public. Select the option with the **green dot** on the right-hand side.



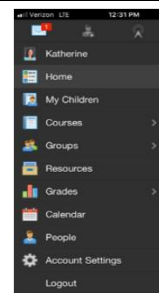
#### Step Three

Log in with your BCPS One credentials.



#### Step Four

From your Schoology App you will now be able to access your BCPS Schoology Account. Many of the general Schoology features such as **Messages, Notifications, Student Activity, Courses, Groups, Resources, and Grades** can be accessed from the menu icon.



## Getting Started with the Schoology Mobile App

Schoology has a mobile app that allows users to access Schoology on the go. The mobile app can be downloaded for Android and iOS devices to provide users with quick and easy access to many of Schoology's features.

### Schoology Mobile App for Android Devices

#### Step One

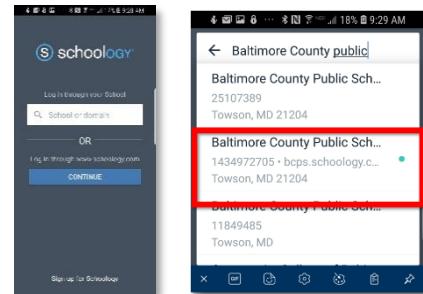
Search for and download the Schoology App from the Google Play Store.



#### Step Two

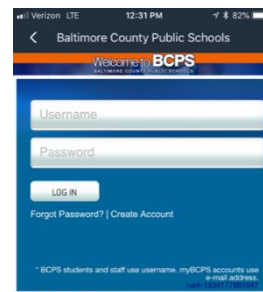
Type **Baltimore County Public Schools** in to the *Log in Through Your School* box and click **Continue**.

You will see three options for Baltimore County Public. Select the option with the **green dot** on the right-hand side.



#### Step Three

Log in with your BCPS One credentials.



#### Step Four

From your Schoology App you will now be able to access your BCPS Schoology Account. Many of the general Schoology features such as **Messages, Notifications, Student Activity, Courses, Groups, Resources, and Grades** can be accessed from the menu icon.

